MOX Systems - tehnička dokumentacija

datasheet-luceo-en.pdf

Tehnički prijevod: konsultujte originalne crteže i referentne stranice za dimenzije.

Izvorna stranica 1

Tehnički list proizvoda

Proizvođač Mox Profile Systems

Naslov dokumenta Dizajn i kvaliteta: Luceo

Naziv proizvoda Luceo

Opis proizvoda Aluminijumska LED lajsna

Stavka br. LCE

Područje upotrebe Javno, Uredsko, Stambeno

Materijal EN AW 6463 T6, EN AW 6061 T6

Dužina 2500mm

Površinski obložen prahom, eloksiran, hromiran

Luceo aluminijumski LED lajsne se uglavnom preferiraju u ekskluzivnim projektima zahvaljujući svojoj dekorativnoj rasvjeti.

Može se koristiti i kao vodič na tamnim mjestima.

Osim svoje funkcije osvjetljenja, pokriva i nedostatke na podnim i zidnim spojevima.

Sprječava nakupljanje prljavštine i štetnih organizama kako bi se osigurala higijenska i zdrava upotreba dugi niz godina.

Sa šupljim područjem u svom dizajnu, prikuplja telefonske, strujne i internetske kablove kako bi organizirao vaše okruženje.

Izuzetno je izdržljiv i dugotrajan jer je proizveden od visokokvalitetnih sirovina i ima debele stijenke.

Za razliku od svojih konkurenata, ističe se debljinom premaza i kvalitetom eloksiranja, te primjenom predtretmana koja osigurava otpornost na koroziju kod elektrostatičkog praškastog farbanja.

Luceo ima jednostavan i minimalan izgled sa svojom tankom formom.

Sa svojim ugrađenim ili osnovnim metodama primjene, može se postaviti u ravni sa zidom ili koristiti kao tradicionalna lajsna.

Luceo aluminijumska LED lajsna se lako postavlja tako što se zadnji profil pričvrsti za zid vijcima i ugradi LED trake u žljebove, a zatim u drajver.

Aplikacija će biti završena montažom profila prednjeg poklopca sa svojim snap lock sistemom zajedno sa difuzerima.

U zavisnosti od područja primjene, LED trake se mogu koristiti unutar oba žljeba, gornjeg ili donjeg utora odvojeno.

Za ujednačavanje sa zidom, na vrh proizvoda se mogu postaviti drvene daske, suhozid ili keramičke obloge.

Uglovi se mogu sastaviti rezanjem profila na 45 stepeni.

Posebni poklopci se mogu koristiti za blokiranje neželjenog svjetla u uglovima.

Luceo aluminijumska LED lajsna ima mat anodizirane, svijetle anodizirane, satenske kemijske svijetle anodizirane i elektrostatičke boje u prahu.

Dok su dostupni srebrni, žuti, inox, bronzani i crni eloksirani premazi u boji, može se farbati i prema željenom RAL kodu elektrostatičkim praškastim farbanjem.

Stranica 1/3

Garancija

Ovaj proizvod je pod garancijom 5 godina od datuma prijema osim za greške korisnika kao što su navedene u nastavku:

Oštećenja uzrokovana udarom Oštećenja uzrokovana grebanjem Oštećenja uzrokovana kontaktom abrazivnih tvari ili kemijskih sredstava za čišćenje Oštećenja uzrokovana produženim kontaktom s vodom Oštećenja uzrokovana izlaganjem visokoj temperaturi Oštećenja uzrokovana montažom

LANOITANRETNI FORANODIZACIJSKA OZNAKA KVALITETA INDUSTRIJSKA TS-EN 755-8 TS-EN 755-9 TS 4922

Izvorna stranica 2

ALLOY DATASHEET

EN AW 6463 T6 [AlMg0.7Si]

Mjesto upotrebe

Legura EN AW-6463 je široko rasprostranjena legura za ekstruziju, pogodna za primjene gdje su potrebna samo skromna svojstva čvrstoće.

Dijelovi mogu biti

proizveden s dobrim kvalitetom površine, pogodan za mnoge operacije premazivanja.

Tipična područja primjene su namještaj, završni materijali, prozori i vrata,

dorada karoserije automobila, izrada fasada, rasvjetni stubovi i jarboli.

Hemijski sastav prema EN573-3 (težina%, ostatak Al)

Si Fe Cu Mn Mg Cr Zn Ti Al

0,20 - 0,60 Max 0,15 0,2 Max 0,5 0,45 - 0,9 - Max 0,05 Max 0,1 Ostalo

Mehanička svojstva prema EN755-2

Temperatura* Debljina stijenke e*** Napon tečenja Vlačna čvrstoća Izduženje Tvrdoća po Brinelu

- e* mm Rp0,2 min Mpa Rm min Mpa Min A50mm % - Max A % HB**

T4 e≤50 75 125 14 - 12 46

T5 e≤50 150 110 8 - 6 60

T6 e≤50 195 160 10 - 8 74

* Oznaka temperamenta prema EN515: T4-prirodno ostario u stabilno stanje, T5-ohlađen od operacije oblikovanja na povišenoj temperaturi i

umjetno odležano, T6-Solution termički obrađeno, kaljeno i umjetno odležano,

** Vrijednosti tvrdoće su samo indikativne,

*** Za različite debljine zida unutar jednog profila, najniža specificirana svojstva će se smatrati važećim za cijeli poprečni presjek profila.

Fizička svojstva (približne vrijednosti, 20°C)

Gustina Opseg topljenja Električni toplinski koeficijent modula od

(kg/m³) (°C) provodljivost provodljivost toplotna elastičnost

2700 585-650 (MS/m) (W/m.K) ekspanzija (GPa)

28-34 200-220 10^{-6}/K ~70

Zavarljivost[1]

Gas: 3 TIG: 2 MIG: 2

Tipični materijali za punjenje (EN ISO18273): SG-AlMg5Cr(A) ili AlSi5 i AlMg3 kada se proizvod mora anodizirati.

Zbog unosa topline tokom zavarivanja

mehanička svojstva će se smanjiti za približno 50% (ref.

EN1999-1).

Karakteristike obrade[1]: T4 Temper 3 / T5, T6 Temper 2

Svojstva premaza[1] Tvrdo/zaštitno eloksiranje: 1 / Dekorativno / svijetlo / eloksiranje u boji: 2

Otpornost na koroziju[1] Općenito: 1 Pomorski: 2

[1]Relativna kvalifikacija u rasponu od 1-veoma dobro do 6-neprikladno

Strana 2/3

Izvorna stranica 3

Pvc prozirna led difuzorska traka

Merna traka, bez ugla Merna traka, br

Tolerancije pile Tolerancije pile (umetnuti rez)

test ugaonog testa

DIN 16941:2021-11 Tolerancija kružnog prečnika i visine ivice (mm) DIN 16941:2021-11 4 Tolerancija izobličenja TV

Tolerancija serije 3 3-6 6-10 10-18 30-50 50-80 >50 Tolerancija Line <30 30-60 60-120 120-180 180-250 >250

2A & 2B ±0,5 ±20% ±18% ±15% ±15% ±12% ±10% 2A, 3A, 4A 5° 4° 3°30’ 3° 2°30’ 2°

DIN 16941:2021-11 Raspon nominalnih veličina (mm)

Tolerancija debljine zida Tolerancije mjerenja dužine

Tolerance Series

2A & 2B ±0,2 ±0,3 ±0,4 ±0,5 ±0,6 ±0,8% ±0,3 ±0,4 ±0,5 ±0,6 ±0,7 ±0,8 ±1,0 ±1,2 ±2,0 ±3,0

Strana 3/3

Originalni crteži i referentne stranice

Product Datasheet

Manufacturer	Mox Profile Systems
Document Title	Design and quality: Luceo
Product Name	Luceo
Product Description	Aluminium LED Skirting Board
Item No	LCE
Area of Use	Public, Office, Residential
Material	EN AW 6463 T6, EN AW 6061 T6
Length	2500mm
Surface	Powder Coated, Anodised, Chrome Plated

Luceo aluminium LED skirting board is mostly preferred in exclusive projects through its decorative lighting feature. It can also be used as a guiding light in dark places. In addition to its illumination feature, it also covers the defects in floor and wall joints. It prevents dirt accumulation and harmful organisms to provide hygienic and healthy use for many years. With the hollow area in its design, it collects the telephone, electricity and internet cables to organize your environment. It is extremely durable and long-lasting since it is produced from high quality raw material and has thick walls. Unlike its competitors, it stands out with its coating thickness and quality of anodizing, and with its pretreatment application that provides resistance to corrosion in electrostatic powder painting. Luceo has a plain and minimal appearance with its slim form. With its built-in or basic application methods, it can be flush to wall or used as a traditional skirting board. Luceo aluminium LED skirting board can be easily installed by fixing the rear profile to the wall with screws and installing the LED strips to the grooves then the driver. Application will be completed by mounting the front cover profile with its snap lock system along with the diffusers. According to the application area, LED strips can be used inside both grooves, top groove or bottom groove separately. For flush with wall application, wood planks, drywall or ceramic platings can be placed on the top of the product. Corners can be assembled by cutting the profile to 45 degrees. Special covers can be used to block the unwanted light in corner edges. Luceo aluminum LED skirting board has matte anodized, bright anodized, satin chemical bright anodized and electrostatic powder painting options. While silver, yellow, inox, bronze and black anodized color coatings are available, it can also be painted to the desired RAL code with electrostatic powder painting.

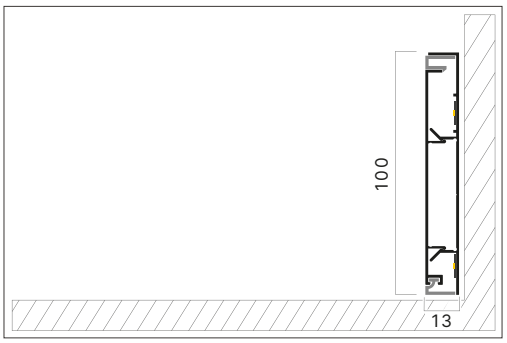

Warranty

This product is under warranty for 5 years from the date of receipt except for the user errors as listed below:

Damage caused by impact
Damage caused by scratching
Damage caused by abrasive substance or chemical cleaning agents contact
Damage caused by prolonged contact with water
Damage caused by exposure to intense temperature
Damage caused by montage

TS-EN 755-8 TS-EN 755-9 TS 4922

ALLOY DATASHEET

EN AW 6463 T6 [AlMg0.7Si]

Place Of Use

The alloy EN AW-6463 is a widely used extrusion alloy, suitable for applications where only modest strength properties are required. Parts can be produced with a good surface quality, suitable for many coating operations. Typical application fields are furniture, finishing materials, windows and doors, car body finishing, facade construction, lighting columns and flagpoles.

Chemical composition according to EN573-3 (weight%, remainder Al)

Si	Fe	Cu	Mn	Mg	Cr	Zn	Ti	Al
0,20 - 0,60	Max 0,15	0,2	Max 0,5	0,45 - 0,9	-	Max 0,05	Max 0,1	Rest

Mechanical properties according to EN755-2

Temper*	Wall Thickness e***	Yield Stress	Tensile Strength	Elongation	Brinell Hardness
-	e* mm	Rp0,2 min Mpa	Rm min Mpa	Min A50mm % - Max A %	HB**
T4	e≤50	75	125	14 - 12	46
T5	e≤50	150	110	8 - 6	60
T6	e≤50	195	160	10 - 8	74

* Temper designation according to EN515: T4-Naturally aged to a stable condition, T5-cooled from an elevated temperature forming operation and artificially aged, T6-Solution heat treated, quenched and artificially aged,

** Hardness values are for indication only,

*** For different wall thicknesses within one profile, the lowest specified properties shall be considered as valid for the whole profile cross section.

Physical properties (approximate values, 20°C)

Density (kg/m^3)	Melting range (°C)	Electrical conductivity (MS/m)	Thermal conductivity (W/m.K)	Co-efficient of thermal expansion 10^{-6}/K	Modulus of elasticity (GPa)
2700	585-650	28-34	200-220	23.4	~70

Weldability[1]

Gas: 3 TIG: 2 MIG: 2

Typical filler materials (EN ISO18273): SG-AlMg5Cr(A) or AlSi5, and AlMg3 when the product has to be anodised. Due to the heat input during welding the mechanical properties will be redured by approximately 50% (ref. EN1999-1).

Machining characteristics[1]: T4 Temper 3 / T5, T6 Temper 2

Coating properties[1] Hard/protective anodising: 1 / Decorative / bright / colour anodising: 2

Corrosion resistance[1] General: 1 Marine: 2

[1]Relative qualification ranging from 1-very good to 6-unsuitable

Pvc Transparent Led Diffuser Strip

Saw Tolerances							Measuring tape, no angle test	Saw Tolerances (Inline Cut)							Measuring tape, no angle test
<500	>500	>1000	>1500	>2000	>3000	>4000	>4500	<500	>500	>1000	>1500	>2000	>3000	>4000	>4500
±0.3	±0.5	±1.0	±1.5	±2.0	±3.0	±4.0	±0.1%	±0.3	±0.5	±1.0	±1.5	±2.0	±3.0	±4.0	±0.1%

DIN 16941:2021-11	Tolerance of the circular diameter and chamfer heights (mm)							DIN 16941:2021-11	4 Distortion tolerance TV					
Tolerance Series	3	3-6	6-10	10-18	30-50	50-80	>50	Tolerance Line	<30	30-60	60-120	120-180	180-250	>250
2A & 2B	±0.5	±20%	±18%	±15%	±15%	±12%	±10%	2A, 3A, 4A	5°	4°	3°30′	3°	2°30′	2°
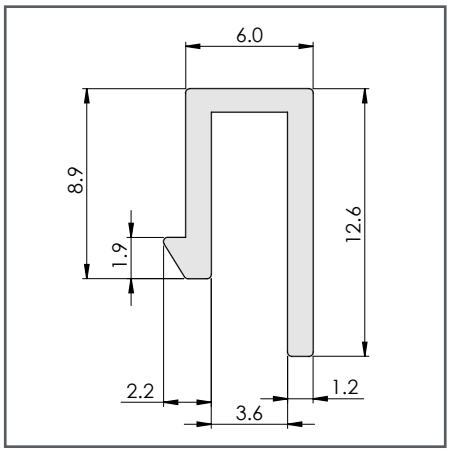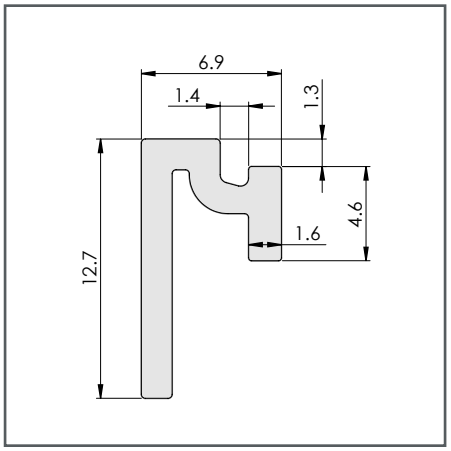
DIN 16941:2021-11	Nominal Size Range (mm)															
Tolerance Series	Tolerance of wall thickness						Tolerances of length measurements									
	1.2	1.2-2.5	2.5-4	4-6.5	6.5-10	>10	<3	3-6	6-10	10-18	18-30	30-50	50-80	80-120	120-250	250-400
2A & 2B	±0.2	±0.3	±0.4	±0.5	±0.6	±0.8%	±0.3	±0.4	±0.5	±0.6	±0.7	±0.8	±1.0	±1.2	±2.0	±3.0